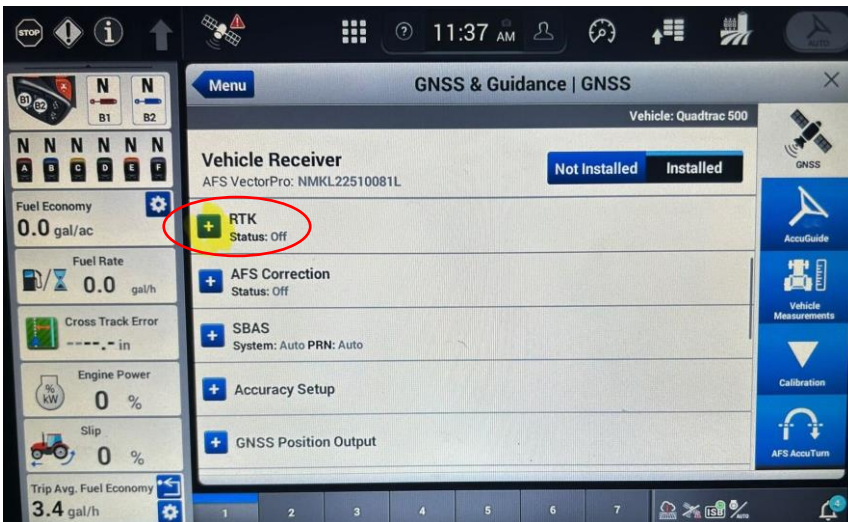
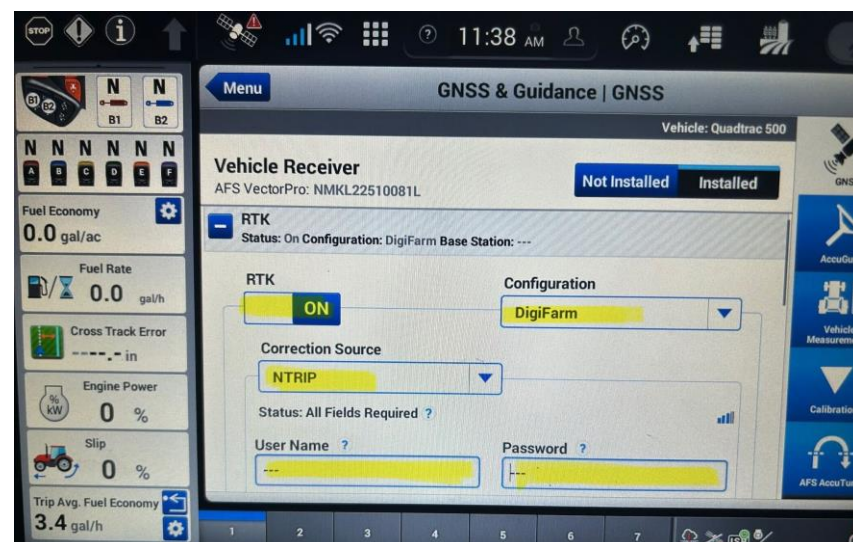


1 From the Main Menu select **Settings** then select **GNSS & Guidance**.



2 Select the + next to **RTK** to create a new profile.

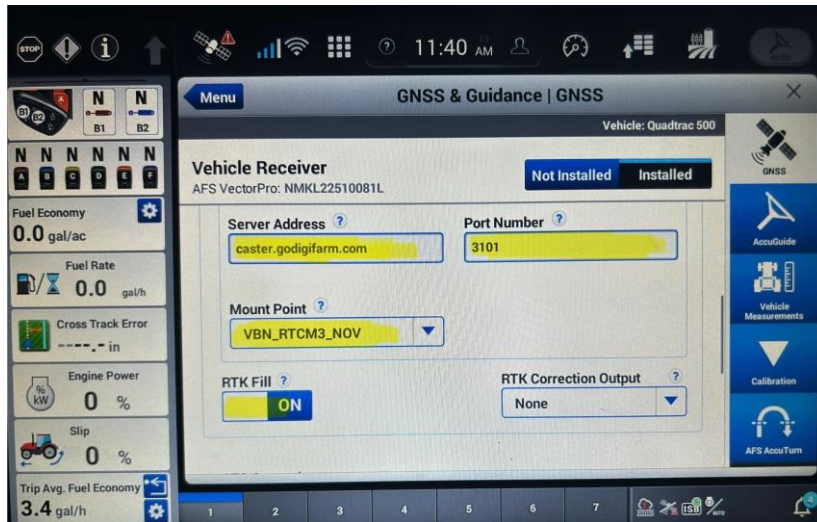


3 Confirm the following information:

- RTK is turned **ON**
- Configuration is set to **DigiFarm**
- Connection Source is set to **NTRIP**

4 Confirm the customer has the correct **DigiFarm Username & Password**





5

Confirm the following:

Server Address- **208.68.167.162** or  
**caster.godigifarm.com**

Port Number- **3101**

Mount Point- **VBN\_RTCM3\_NOV**

RTK Fill- **ON**



6

Return to the **GNSS & Guidance**  
and confirm RTK fix with the  
**Green Satellite Icon** in the top left  
corner.