



DigiFarm





Knowledge Base

Turning LTE On & Off



Turning LTE on and off on Mobile devices

Apple

iPad

- From Home screen, select **Settings**  > **Cellular**
- Cellular Data switch must be turned on 
- Select **Cellular Data Options**
- Slide or tap **Enable LTE switch** to turn on  or off 

iPhone

- From Home screen, select **Settings**  > **Cellular**
- Cellular Data switch must be turned on 
- Select **Cellular Data Options** > **Voice & Data** > Select to Checkmark **LTE, VoLTE On** or **LTE, VoLTE Off**

Android

- Select **Settings** > **Mobile Networks** > **Preferred Network Type**
- Uncheck the **LTE Mode** & Check another mode to turn **OFF** LTE; Uncheck all modes & Check **LTE Mode**
- Restart your Android device

For some Samsung Devices (Galaxy S series, etc)

- Select **Settings** > **Data Usage** > **Mobile Data** > **Standard Data & Enhanced 4G LTE Services** to turn it off (uncheck both boxes).
- To turn back on, checkmark both boxes
- Restart your Android device