

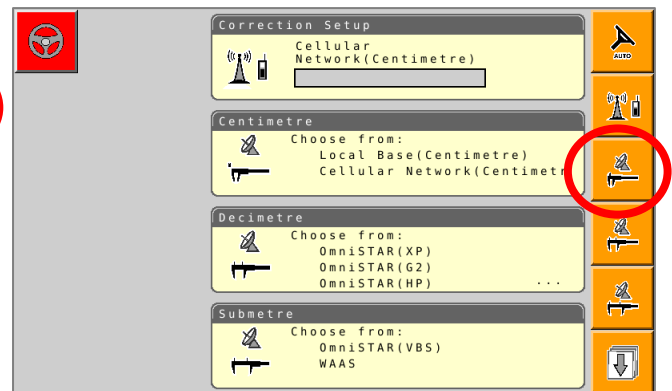
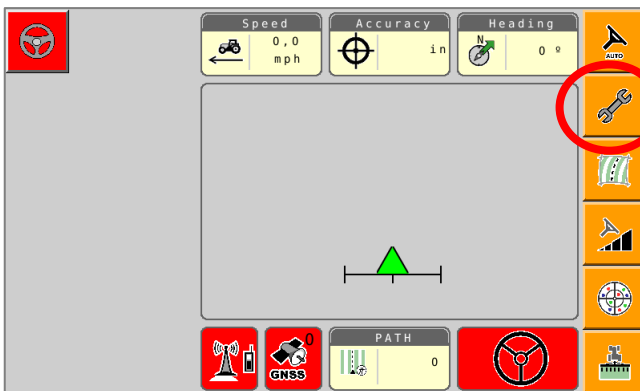
- 1 Connect Elevate to the AGI 4 via the adapter cable and black connector on the back of the receiver



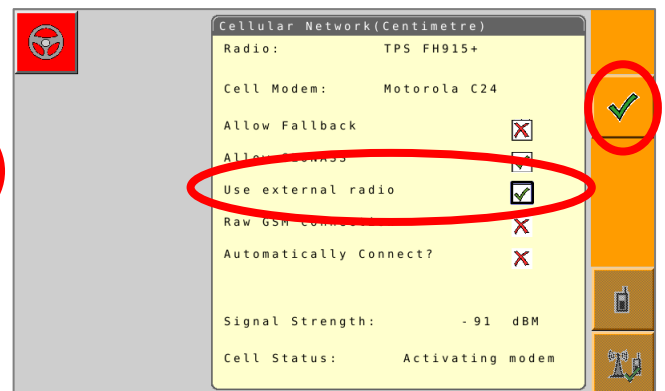
- 2 **Note:** Placement of the elevate modem on the cab roof is vitally important to performance. User must extend the entire length of the cable away from the receiver as shown below.



- 3 Navigate to the Wrench icon, then System, then Correction level



- 4 Select Cellular Network; checkmark "Use external radio"; then select the checkmark on the right



- 5 Set the Correction type to "RTCM3.X"; Serial Port to "D"; Baud Rate to match the Beacon; Parity to "None"; & NMEA Rate to 10 seconds

Confirm RTK Fix by returning to the main screen and seeing a green GNSS icon on the bottom bar.

