


Massey Ferguson NT03 Display name = Datatronic 5/Fieldstar 5

For:

- | | |
|-----------------|--------------|
| 2018 MF8700 | 2019 MF8700S |
| 2018 CH MT 600E | 2019 MF6700S |
| 2018 MF8700 | 2019 MF7700S |

Note: Receiver screen may appear differently than the following screenshots depending on receiver type (NovAtel or Trimble 382)

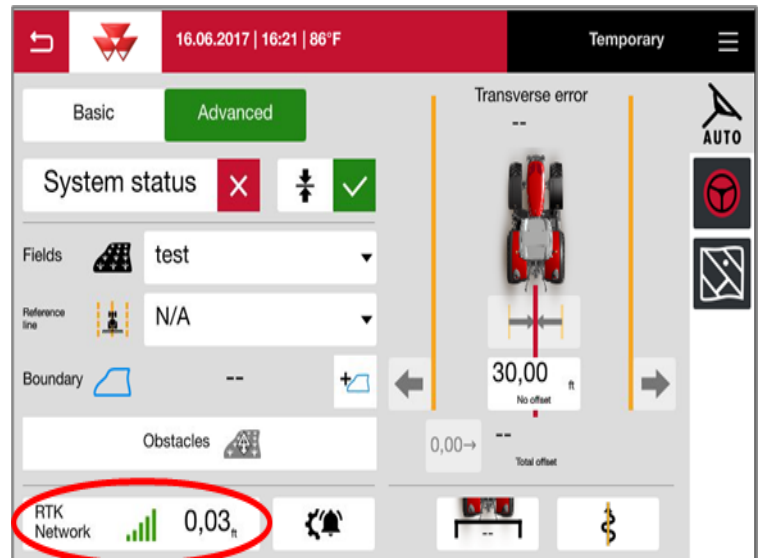
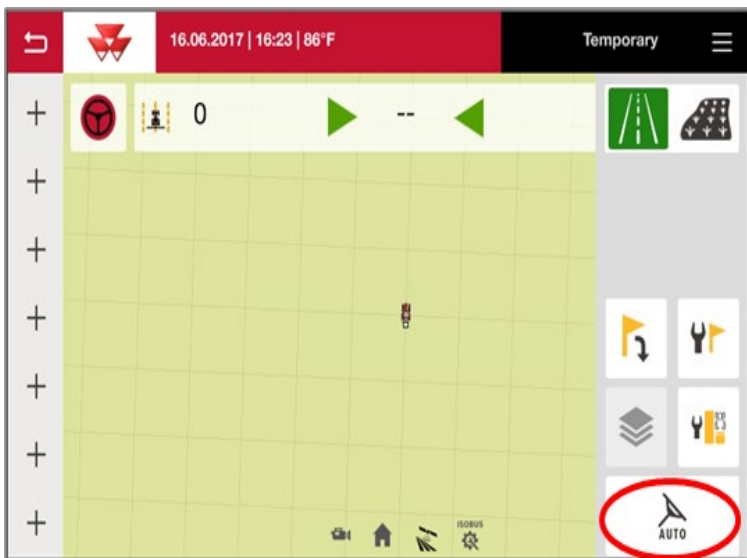
- 1 Install the Elevate & AGCO adapter. This connection is located on top of the roof in the compartment below the GPS receiver.



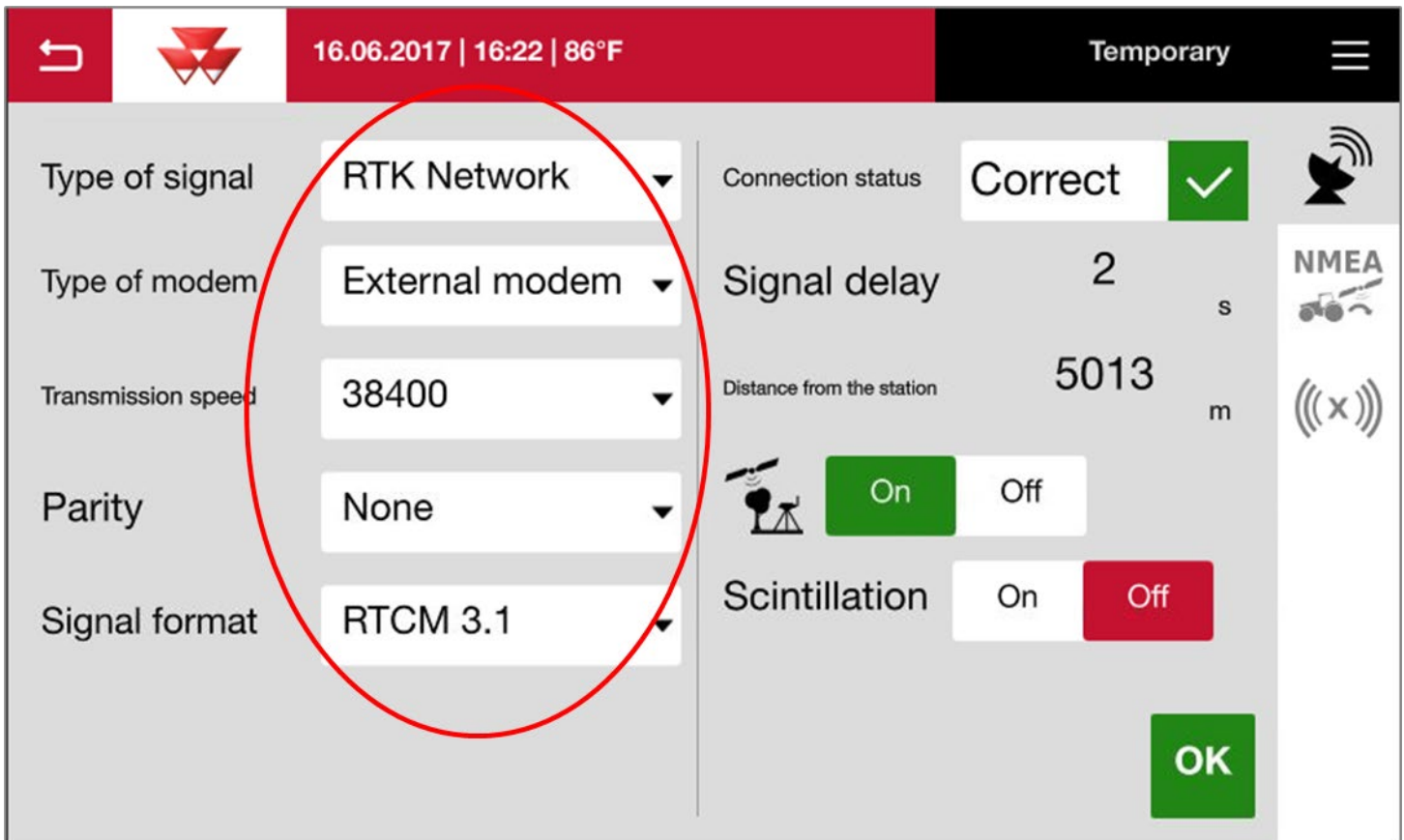
- 2 On-screen configuration:
From the Home screen, swipe right or left to the Map page; then tap on the map to view the side menu;

then select the Auto icon;

then select the Corrections icon in the Bottom Left



- 3 Set the Signal Type to “RTK network”; Modem Type to “External modem”; Transmission speed to match Beacon Baud Rate (38400); Parity to “none”; & Signal format to “RTCM 3.1”



16.06.2017 | 16:22 | 86°F

Temporary

Type of signal: RTK Network

Type of modem: External modem

Transmission speed: 38400

Parity: None

Signal format: RTCM 3.1

Connection status: Correct

Signal delay: 2 s

Distance from the station: 5013 m

Scintillation: On

OK