

1

Connect the Elevate and the adapter to the Port B connection on the Ag Leader 6500/7500 cabling




2

Connect the Power Tee to the Can B power/ terminator connection on the Display cable




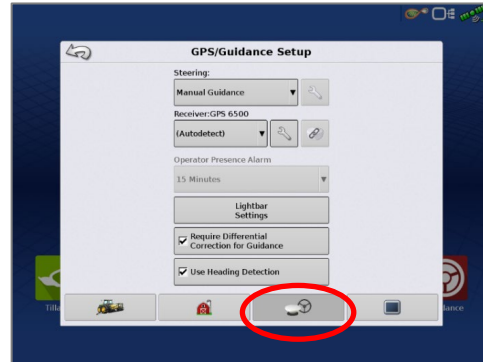
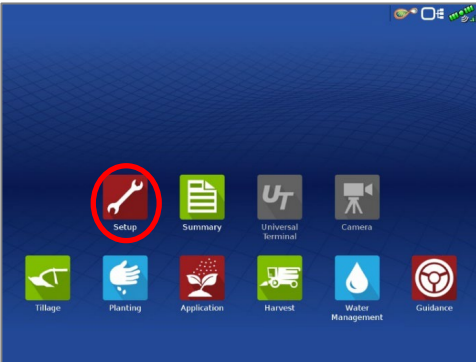
3

**Note:** Placement of the elevate modem on the cab roof is vitally important to performance. User must extend the entire length of the cable away from the receiver as shown below.



4

Tap the Setup wrench icon, then the  icon



5

From the GPS/Guidance setup screen, select the wrench icon next to "Autodetect"



6

Ensure the Differential source is set to "RTK external"  
Confirm RTK fix by returning to the home screen and checking for a green satellite icon

